



STUDENT LEARNING OUTCOME (SLO) META ASSESSMENT

WARNINGS AND REMINDERS:

A. As CMI employees, we are contractually obligated through the Campus Confidentiality Agreement we signed to observe the following -

1. *For purposes of this Agreement, "confidential information" is defined as personnel, financial and critical systems information disclosed to me, accessed by me, or otherwise known to me as a consequence of my employment. It includes but is not limited to information accessible through College information systems, files, conversations, committees etc.*
2. *Along with the right to access transcripts/confidential records of students at the College of the Marshall Islands (the College) comes the responsibility to maintain the privacy rights of students as outlined in the Family Educational Rights and Privacy Act (FERPA). I agree to comply with FERPA by not disclosing personally identifiable information about students to unauthorized third parties without the written consent of the student, except as permitted by law or federal regulations. I further agree to consult with my supervisor, the Registrar, or the Human Resources Department if I am uncertain about the appropriate response.*
3. *During my employment and after the termination of my employment, I will hold confidential information[1] of the College in trust and confidence, and will not use or disclose it or any embodiment thereof, directly or indirectly, except as may be necessary in the performance of my duties for the College. I understand that unauthorized disclosure could be highly damaging to the College, its faculty, staff, students, donors, or others.*
4. *I will not remove materials containing confidential information from the College, unless authorized to do so by my supervisor. Any and all such materials are the property of the College. Upon termination of any assignment or as requested by my supervisor, I will return all such materials and copies thereof.*
5. *I agree to safeguard personally-identifiable data, the official records in the custody of the College, and the means and conditions of custodial security, and I agree to keep such information and means secure and strictly confidential at all times, whether on or off duty.*

I acknowledge that I fully understand that the intentional disclosure by me of confidential information to any unauthorized person could subject me to criminal and civil penalties imposed by law. I further acknowledge that such willful or unauthorized disclosure also violates College policy and could constitute just cause for disciplinary action including termination of my employment regardless of whether criminal or civil penalties are imposed. Violations by student employees will be forwarded to the Student Conduct Board for disciplinary action.

[1] Including, but not limited to Student and employee personal data, search committee proceedings (including candidate information), intellectual property.

B. If you have received a copy of this visual, it should only be because it relates to your duties and responsibilities as a CMI employee. If this data does not relate to your job at all, please delete your copy immediately

C. DO NOT SHARE AT ALL. If you see the need to share the data to another CMI employee, please coordinate with the Director of Institutional Research and Assessment. Only the Vice Presidents and the President have the authority to share this dashboard to anyone without the consent of the Director of Institutional Research and Assessment..

If you have questions, please email to the Director of Institutional Research and Assessment at cvila@cmi.edu.

Purpose: Provide meta data analysis of student learning outcome assessments conducted by faculty for every assessment cycle

Data Source: SLO Assessment Report from Nuventive Improve and Section Offering Report from iNavigator Student Information System

Data As Of : Fall 2019-Spring 2021 Cycles; As of July 31, 2021

Notes on Data:

1. Except for MAPS Cycle 2, ABE courses are not included. Courses taken through "Independent Study" are not included. Report includes sections taught by adjunct faculty.
2. An SLO assessment is considered "complete" if the following elements are entered into Nuventive Improve i.e. Assessment Type, Assessment Tool description, Benchmark, Assignment, Assessment Data and Analysis, Reporting Period, Benchmark Met indicator, and Action. With this criteria, the meta assessment uses the following values to indicate a course's level of SLO assessment completeness or compliance rates-
 - Complete means all elements are present in the SLO assessment submission
 - Incomplete means one or more of the aforementioned elements is/are missing
 - None means no assessment was conducted

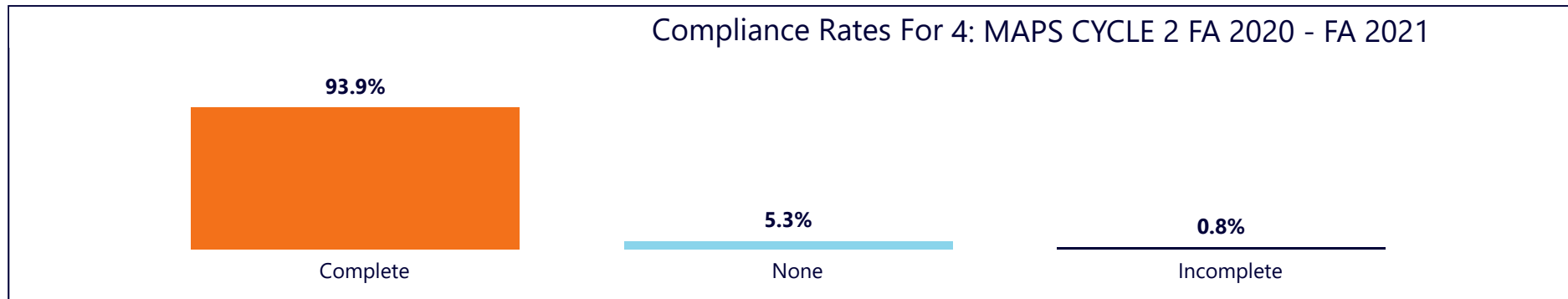
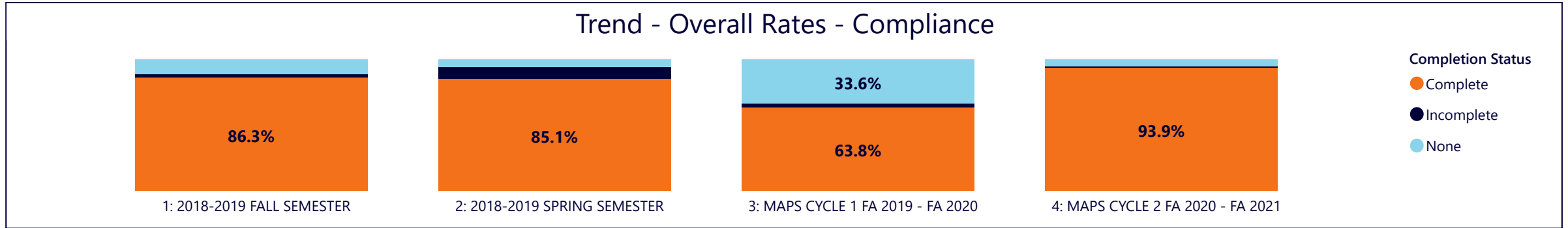
Notes on Visual:

1. Every page in this report describes a particular part of the Assessment process
2. At the bottom right of each report are filters which the user can interact with (if using the Power BI report) and which the charts in the page respond to.
3. The user can also interact with each visual to show the counts (if using the Power BI report) instead of percentages.



SLO ASSESSMENT RATES

Are CMI courses being assessed completely?



Filter by Assessment Cycle

ASSESSMENT CYCLE

- 1: 2018-2019 FALL SEMESTER
- 2: 2018-2019 SPRING SEMESTER
- 3: MAPS CYCLE 1 FA 2019 - FA 2020
- 4: MAPS CYCLE 2 FA 2020 - FA 2021

Disaggregation By Department

\COURSE_DEPT	Complete	No Action	None	Total
ABE	95.2%		4.8%	100.0%
BUS	60.0%	10.0%	30.0%	100.0%
DEVED	97.8%	2.2%		100.0%
EDU	88.0%		12.0%	100.0%
LA	95.7%		4.3%	100.0%
MAR	92.9%		7.1%	100.0%
NURS/PH	100.0%			100.0%
STEM	100.0%			100.0%
VOC	60.0%		40.0%	100.0%
Total	93.9%	0.8%	5.3%	100.0%

Disaggregation By Course & By Section

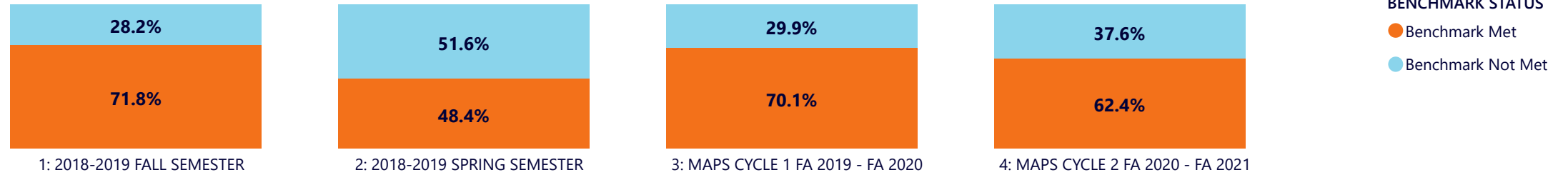
COURSE_ID	Complete	No Action	None	Total
ACC 133			100.0%	100.0%
ACC 250			100.0%	100.0%
ACC 251	100.0%			100.0%
AH 101	100.0%			100.0%
AH 104	100.0%			100.0%
AH 107	100.0%			100.0%
AH 114	100.0%			100.0%
AH 230	100.0%			100.0%
ART 329	100.0%			100.0%
Total	93.9%	0.8%	5.3%	100.0%



SLO ASSESSMENT BENCHMARK MET RATES

Are CMI students meeting the set standards for learning?

Trend - Overall Rates - Benchmark Met



Benchmark Met Rates For 4: MAPS CYCLE 2 FA 2020 - FA 2021



Filter by Assessment Cycle

ASSESSMENT CYCLE

- 1: 2018-2019 FALL SEMESTER
- 2: 2018-2019 SPRING SEMESTER
- 3: MAPS CYCLE 1 FA 2019 - FA 2020
- 4: MAPS CYCLE 2 FA 2020 - FA 2021

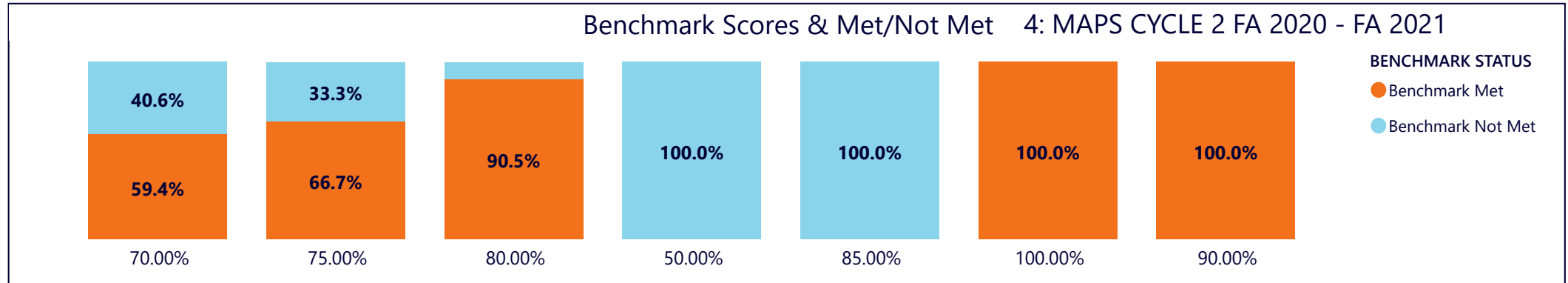
Disaggregation By Department			
\COURSE_DEPT	Benchmark Met	Benchmark Not Met	Total
ABE	60.00%	40.00%	100.00%
BUS	83.33%	16.67%	100.00%
DEVED	40.91%	59.09%	100.00%
EDU	59.09%	40.91%	100.00%
LA	65.91%	34.09%	100.00%
MAR	76.92%	23.08%	100.00%
NURS/PH	100.00%		100.00%
STEM	66.67%	33.33%	100.00%
VOC	100.00%		100.00%
Total	62.45%	37.55%	100.00%

Disaggregation By Course & By Section			
COURSE_ID	Benchmark Met	Benchmark Not Met	Total
ACC 251	100.00%		100.00%
AH 101	100.00%		100.00%
AH 104	100.00%		100.00%
AH 107	100.00%		100.00%
AH 114	100.00%		100.00%
AH 230	100.00%		100.00%
ART 329	100.00%		100.00%
BUS 101	100.00%		100.00%
BUS 106		100.00%	100.00%
Total	62.45%	37.55%	100.00%



BENCHMARK MET STATUS BY SPECIFIC SCORES

How are students meeting the different benchmark scores?



Filter by Assessment Cycle

ASSESSMENT CYCLE

- 1: 2018-2019 FALL SEMESTER
- 3: MAPS CYCLE 1 FA 2019 - FA 2020
- 4: MAPS CYCLE 2 FA 2020 - FA 2021

Benchmark Qty	Benchmark Met	Benchmark Not Met	Total
50.00%		100.00%	100.00%
LA		100.00%	100.00%
70.00%	59.38%	40.63%	100.00%
ABE	53.57%	46.43%	100.00%
BUS	66.67%	33.33%	100.00%
DEVED	40.91%	59.09%	100.00%
EDU		100.00%	100.00%
LA	83.33%	16.67%	100.00%
MAR	80.00%	20.00%	100.00%
NURS/PH	100.00%		100.00%
STEM	62.79%	37.21%	100.00%
VOC	100.00%		100.00%
75.00%	66.67%	33.33%	100.00%
ABE	70.00%	30.00%	100.00%
BUS	100.00%		100.00%
EDU	70.00%	30.00%	100.00%
LA	25.00%	75.00%	100.00%
NURS/PH	100.00%		100.00%
STEM	100.00%		100.00%
80.00%	90.48%	9.52%	100.00%
Total	62.11%	37.89%	100.00%

Benchmark Qty	Benchmark Met	Benchmark Not Met	Total
50.00%		100.00%	100.00%
PI 122		100.00%	100.00%
SOC 140		100.00%	100.00%
70.00%	59.38%	40.63%	100.00%
AH 101	100.00%		100.00%
BUS 101	100.00%		100.00%
BUS 106		100.00%	100.00%
CAP 066	100.00%		100.00%
CMI 101	54.55%	45.45%	100.00%
EDU 250		100.00%	100.00%
EDU 314		100.00%	100.00%
ENG 086	37.50%	62.50%	100.00%
ENG 089	25.00%	75.00%	100.00%
ENG 096	75.00%	25.00%	100.00%
ENG 099	11.11%	88.89%	100.00%
ENG 105	100.00%		100.00%
ENG 111	100.00%		100.00%
ENG 112	100.00%		100.00%
ENG 201	100.00%		100.00%
ENG 210	100.00%		100.00%
Total	62.11%	37.89%	100.00%



SLO ASSESSED - What SLOs were assessed?

Filter by Assessment Cycle

ASSESSMENT CYCLE

- 1: 2018-2019 FALL SEMESTER
- 2: 2018-2019 SPRING SEMESTER
- 3: MAPS CYCLE 1 FA 2019 - FA 2020
- 4: MAPS CYCLE 2 FA 2020 - FA 2021

